

4-POST LIFT

ELECTRO-HYDRAULIC

The electro-hydraulic 4-post lifts of the SM series are available in numerous variants.

SM40-47, level track with 4700 mm length

SM40-LT47, with adjustable jacking beam

- + Wide, stable tracks
- + Precise wheel alignment kit, optionally available
- + Suitable for all cars and vans with long wheelbase

All 4-post lifts are equipped with a pneumatically lockable lowering device.

The up, down and lowering functions on the lowering device can be conveniently controlled via operating keys.




Protected from external influences, the maintenance-free lifting cylinder is positioned under the running surface.

The quiet powerful hydraulic unit ensures powerful lifting and short lifting and lowering times.

Wide tracks allow safe and comfortable driving on from small cars to vans or SUVs without having to change the track width of the track.

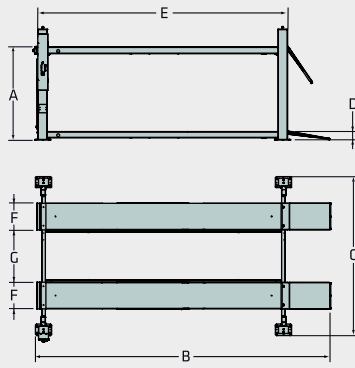
Illustration similar.

HIGHLIGHTS IN DETAIL

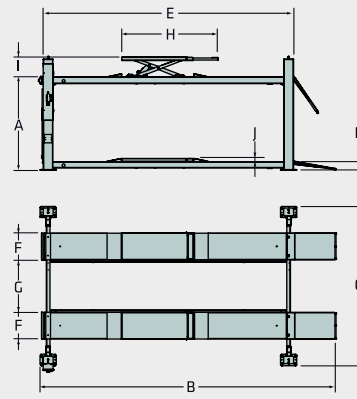


- 1** The cold-formed running surface profile offers high rigidity.
- 2** Rails integrated in the running surface allow all commercially available beaming jacks to be accommodated.
- 3** Speziell für präzise Achsvermessungsarbeiten steht ein Achsvermessungs-Kit (AK) mit Verschiebepplatten zur Verfügung.
- 4** A wheel alignment kit (AK) with sliding plates is available especially for precise wheel alignment activities.
- 5** Integrated recesses in the drive-on surface allow all standard rotary tables to be fitted. If no rotary plate is used, the recesses can be closed completely with the included filling parts.
- 6** Models with jacking beam (LT) have a stepless extension for extending the jacking beam.

SM40

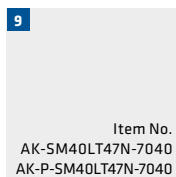
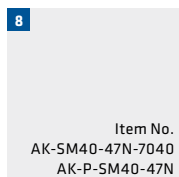
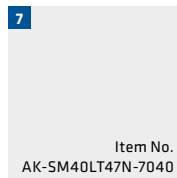





SM40LT



Model	SM40-47	SM40 LT-47
Load capacity	4.000 kg	4.000 kg
A Lifting height	1.957 mm	1.957 mm
B Overall length	6.170 mm	6.170 mm
C Overall width	3.347 mm	3.347 mm
D Drive-on / Drive-over height	167 mm	167 mm
Drive-on / Drive-over height with AK kit	217 mm	217 mm
E Runway length	4.700 mm	4.700 mm
F Runway width	560 mm	560 mm
G Runway spacing	800/950/1.100 mm	800/950/1.100 mm
H Wheel free lift min. / max.		1.490/2.000 mm
Drive through clearance	2.954 mm	2.954 mm
Wheelbases wheel alignment	2.178-3.818 mm	2.178-3.818 mm
Drive power	4 kW	4 kW
Drive voltage (electrical)	400 V, 50 Hz	400 V, 50 Hz
Compressed air supply	8-10 bar	8-10 bar
Lifting time	45 sec.	45 sec.

ACCESSORIES



- 1 Jacking Beam, Capacity 2.600 kg
- 2 Underground installation kit, 4 short ramps, wheel alignment version
- 3 Lighting kit, 4.300 mm, 4 LED units, 24 V
- 4 Additional drive-on ramps, 900 mm
- 5 Extension kit for drive-on ramp
- 6 Air supply kit for beaming jack
- 7 Wheel alignment for LT version
- 8 Wheel alignment kit standard, for leveled runway
- 9 Wheel alignment kit Standard for LT version